

CENTRIFUGAL CLUTCHES

HILLIARD INDUSTRIAL CENTRIFUGAL CLUTCHES



**Improved starting conditions.
Smooth acceleration.**


- Slip-free at rated load and speed
- Protects against overload by limiting torque
- Absorbs shock, eliminates torsional resonance
- Soft transmission of power
- P.T.O. drives
- Load free starting

The Hilliard centrifugal clutch provides automatic, gradual, cushioned engagement over a speed range on high-inertia loads. It smoothes out and reduces starting current surge.



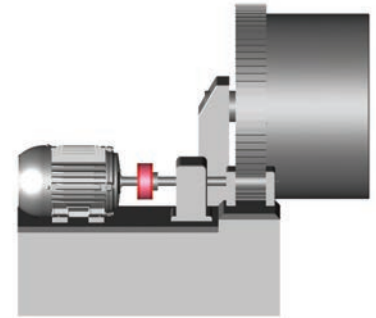
BLOWER OR FAN DRIVE

Frees motor from load at start. Reduces inrush current to permit across-the-line starting. Provides smooth acceleration of high inertia drives. Serves as a flexible coupling.



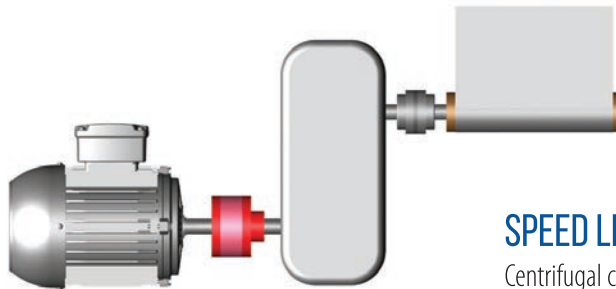
MILL OR KILN DRIVE

Uses standard squirrel cage motor with across-the-line starting. Eliminates costly reduced voltage starter. Reduces shock loading on gear teeth. Smoothes out pulsating loads and current peaks. Eliminates the need for an additional coupling.




CONVEYOR DRIVE

Provides a smooth start. Eliminates dumping or displacing of material being conveyed. Provides overload protection against jams. Eliminates costly starting equipment. Softens shock loading on gears. Eliminates the need for an additional coupling.



SPEED LIMITER

Centrifugal clutch mechanism provides a safe, constant velocity for heavy loads that are gravity lowered.



SPECIFICATIONS/SIZE RANGE

	Size	Rating		Bore		O.D.		Length	
		HP	kW	in.	mm	in.	mm	in.	mm
Smallest	42	min. fractional	fractional	5/8	(15.9)	4-3/4	(120.6)	3-9/16	(90.5)
Largest	3012	1,600 max	1,194	8	(203.2)	33	(838)	18-1/2	(470)



THE HILLIARD CORPORATION
 100 West Fourth Street, Elmira NY 14902-1504 USA | hilliardcorp.com
 ph: 607-733-7121 | fax: 607-737-1108 | hilliard@hilliardcorp.com

CC-HICC
SBC 7/2017